


Cat.6A Patch Cords R&MthinLine



R&MthinLine Cat.6A high end patch cords are used for connecting network equipment where size matters and a high density is needed, for example in data centres. It allows almost for a doubling of the cable amount in a given cable management system. Using the patented R&M RJ45 plug with its unique IDC technology they are suitable for power delivery (PoE) up to the highest levels. They are suitable for frequencies of up to 500 MHz.



Features of R&MthinLine Cat.6A Patch Cord

- Fulfills the performance requirements of Category 6A, Class E_A (500MHz) according to the present standard of the ISO/IEC 11801
- Connectivity complies with the Category 6A specifications of the IEC 60603-7-41 / IEC 60603-7-51 components standard with the Cat.6 connection module
- Supports PoE (IEEE 802.3af), PoEP (IEEE 802.3at), 4Ppoe (IEEE 802.3bt) and is compatible to IEC 60512-99-001/002
- The flexible cable meets the extended TCL specification of level 2 according to IEC 61156-6 for frequencies above 100 MHz
- IDC wire termination according to IEC 60352-3
- Tested according to IEC 61935-2
- Strain relief according to TIA/EIA 568.2-D
- Each individual patch cord is tested
- Can also be used as Cat.5e or Cat. 6 (backwards compatible)
- Slim plug dimensions: 41.1 x 11.7 x 6.6mm (length x width x depth)
- Ultra stable strain relief
- Lengths from 0.2 to 20m available
- Impedance of 100Ω
- LSZH jacket
- R&M security system and colour coding
- R&M environment system



Cat.6A Patch Cords Data Sheet

Materials

Plug Housing	Contacts	Contact Plating	Shielding
UL 94-V0 polycarbonate	Bronze (CuSn6)	0,7 µm selective gold plated	Tin-plated brass (shielded version only)

Electrical Characteristics

General	Current Rating	Dielectric Withstanding Voltage	Insulation Resistance @20°C 500VDC
Compliant to 60603-7	1.5A @ 25°C	1000 VDC	5000 MΩ * km

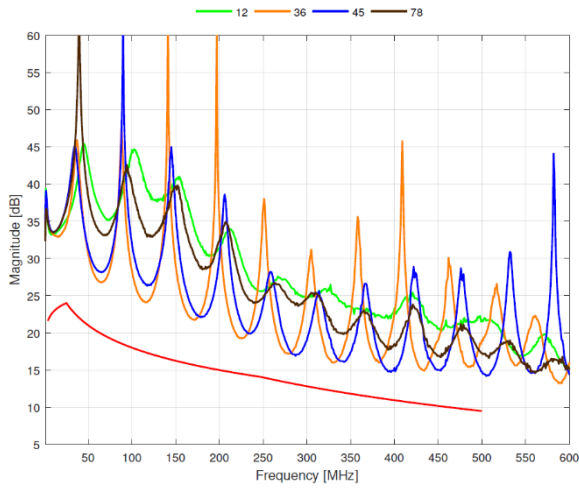
Mechanical Characteristics

Plug Tolerances and Dimensions	Environmental Characteristics
Compliant to IEC 60603-7	Operating Temperature -20°C to +60°C

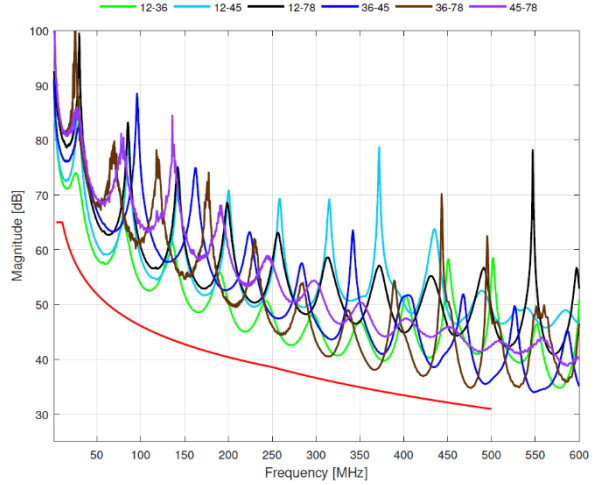
Patch Cord Characteristics Cat.6A

Cable Identification	U/UTP	U/FTP
Inner conductor diameter	AWG30/7	AWG30/7
Number of pairs	4	4
Screen per pair	ANEXT suppression foil	Aluminum foil
Outer screen	None	None
Jacket	LSZH	LSZH
Bending radius	Min. 8x cable diameter	Min. 8x cable diameter
Cable overall diameter	4.5 ±0.2 mm	4.5 ±0.2 mm
Wiring method	standard: TIA568A, optional: TIA568B or crossover	
Jacket colours	grey, yellow, red, blue, green, orange, black, violet	

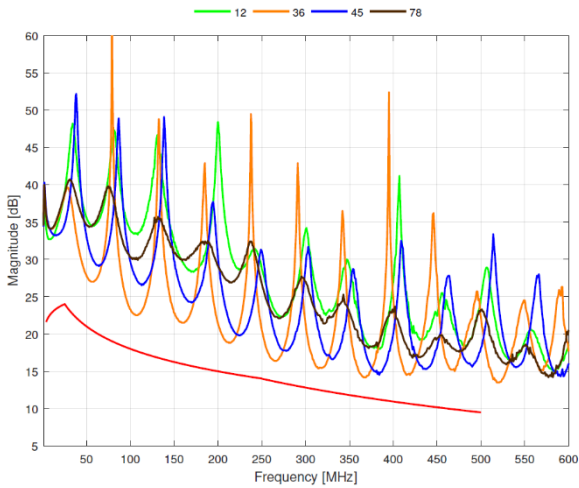
Typical Return Loss Cat.6A U/UTP patch cord 2m



Typical NEXT Cat. 6A U/UTP patch cord 2m



Typical Return Loss Cat. 6A U/FTP patch cord 2m



Typical NEXT Cat. 6A U/FTP patch cord 2m

